

FISCAL YEAR 2019

ECONOMIC IMPACT ANALYSIS

TRAVIS AFB, CA





Dear Travis AFB Partners:

2019 was a busy and rewarding year for Travis Air Base personnel. From providing relief efforts in Haiti in the aftermath of Hurricane Dorian to deploying contingency response Airmen to Saudi Arabia in support of Operation Inherent Resolve to providing life-saving medical care locally, the key to our success was the strong partnerships we share across the base, county, and state.

Travis is composed of three primary mobility organizations. The host wing, the 60th Air Mobility Wing, works seamlessly with the 349th Air Mobility Wing, the Air Force's largest associate reserve wing. This total force team affords war ready support to sustain, maintain, and operate our major weapon systems. Our team also includes one group from the 621st Contingency Response Wing and more than 50 partner organizations teaming from all four sister services. Our Sailors, Soldiers, Marines, Airmen and civilians provide support wherever and whenever our nation requires.

The 60 AMW's mission is to rapidly project American power anytime ... anywhere. Our major warfighting platforms include the C-5M Super Galaxy, C-17 Globemaster III and KC-10 Extender aircraft, the aerial port, and David Grant USAF Medical Center, which serves nearly 500,000 Department of Defense beneficiaries annually. Our partners in the 621st serve as America's 9-1-1 force, ready to deploy within 12 hours in support of contingencies or humanitarian operations around the globe. Together, Team Travis delivers hope, fuels to the fight, and saves lives.

Spanning multiple operations, the 60th and 349th Air Mobility Wings flew more than 27,000 hours and nearly 5,900 sorties in 2019. We delivered more than 24 million gallons of fuel to U.S. and coalition aircraft during mid-air refuelings, transported over 22,000 people and moved more than 30,000 tons of cargo into our many theaters of operation. Currently, more than 640 Travis Airmen are deployed around the world. Just as our servicemen and women sacrifice by deploying overseas, our military spouses and families also sacrifice a great deal. Without their unwavering support, mission accomplishment would not be possible.

As we are engaged in operations around the world, at home we continue to strive to improve our quality of life, our capabilities and support to the community. More than 34,000 people live or work on Travis, creating more than \$2.1 billion in annual economic impact to the community. We are proud to serve the Air Force and our local partners as the largest single contributor to Solano County economic activity. We deeply appreciate your continued support as we build upon our foundation of excellence!

COREY A. SIMMONS, Colonel, USAF
Commander, 60 AMW

LEE E. MERKLE, Colonel, USAF
Commander, 349 AMW

DOUGLAS D. JACKSON, Colonel, USAF
Commander, 621 CRW

FY19 ECONOMIC IMPACT ANALYSIS TABLE OF CONTENTS

<u>TITLE</u>	<u>PAGE</u>
<u>PART I: FOREWORD</u>	
Executive Summary (Financial)	1
Executive Summary (Non-Financial)	2
<u>PART II: TRAVIS ECONOMIC IMPACT</u>	
Annual Gross Payroll	3
Construction, Contracts, and Expenditures for Materials, Equipment, Supplies, and Services	4
Estimated Number of Indirect Jobs Created & Dollar Value of Jobs Created	5
<u>PART III: EIA COMPARATIVE ANALYSIS</u>	
Comparative Analysis	6
<u>PART IV: TRAVIS ASSETS</u>	
Personnel	7
Capital Assets	8
Value of Resources and Expenditures	9
<u>PART V: ORGANIZATIONAL LISTINGS</u>	
Organizations	10
<u>PART VI: DEMOGRAPHICS & SUPPLEMENTS</u>	
Demographics	15
Definitions/Abbreviations	21
Availability of Information	22
<u>PART VII: APPENDIX</u>	
Supporting Charts/Graphs	23

FOREWORD



PART I

FY19 EXECUTIVE SUMMARY
(Financial)
As of: 30 September 2019

APPROPRIATED FUND PAYROLL	
Military	\$826,874,032
General Schedule/Wage Grade	\$136,821,605
General Schedule/Wage Grade, Other (includes DeCA/VA)	<u>\$50,734,041</u>
TOTAL:	\$1,014,429,678
NON-APPROPRIATED FUND (NAF) AND OTHER CIVILIAN PAYROLL	
Non-appropriated Fund	\$14,381,315
Army Air Force Exchange Service (AAFES), Base Exchange	\$9,570,305
Private Business/Contractors	<u>\$21,754,442</u>
TOTAL:	\$45,706,062
CONSTRUCTION AND SERVICES	
Total Construction	\$81,472,908
Total Contracts/Procurement	\$211,237,947
Commissary/Base Exchange	\$13,276,466
Health	\$328,202,642
Education	\$3,158,657
Temporary Duty	<u>\$9,614,081</u>
TOTAL:	\$646,962,701
MATERIALS, EQUIPMENT, AND SUPPLIES	
General Support Supply and Equipment (GSD & MSD)	\$90,093,506
Medical Supply and Equipment (includes WRM)	<u>\$75,790,598</u>
TOTAL:	\$165,884,104
TOTAL ECONOMIC IMPACT FOR FY19	
Total Payroll:	\$1,060,135,740
Total Expenditures:	\$812,846,805
Estimated Annual Dollar of Value of Jobs Created	<u>\$326,626,768</u>
TOTAL ECONOMIC IMPACT:	\$2,199,609,313

FY19 EXECUTIVE SUMMARY
(Non-Financial)
As of: 30 September 2019

PERSONNEL	
Active Duty Military	7,276
Air Force Reserve	2,664
Dependents	5,575
Civil Service	1,759
Other Civilians	<u>1,165</u>
TOTAL:	18,439

ASSETS	
Land (Acres)	6,696
Buildings (Units/Sq Ft)	398/6,522,649
Housing (Privatized Units)	1,278
Dormitories (Bldgs/Units/Capacity)	17/1212/1212
Temporary Quarters (Bldgs/Units/Capacity)	17/561/844
Computers (Units)	13,989
Cell Phones/Pagers (Units)	474
Vehicles (Units)	730
C-5B (Assigned)	18
KC-10A (Assigned)	27
C-17 (Assigned)	13

TRAVIS ECONOMIC IMPACT



PART II

FY19 Annual Gross Payroll

As of: 30 September 2019

Appropriated Fund, Military	Living On-base	Living Off-base	Total
Active Duty Air Force	\$330,243,958	\$240,008,912	\$570,252,870
Active Duty Navy/Marines	\$0	\$4,949,330	\$4,949,330
Active Duty Army	\$268,734	\$740,693	\$1,009,427
Air Force Reserve ¹	\$2,258,220	\$248,404,185	\$250,662,405
TOTAL:	\$332,770,912	\$494,103,120	\$826,874,032
Appropriated Fund, Civilian			
General Schedule/Wage Grade			\$136,821,605
General Schedule/Wage Grade, Other (includes DECA)			\$21,754,442
Veteran's Affairs Outpatient Clinic ²			\$28,979,599
TOTAL:			\$187,555,646
Non-Appropriated Fund and AAFES Employees			
Civilian NAF			\$14,381,315
Base Exchange			\$9,570,305
TOTAL:			\$23,951,621
Non-Appropriated Corporation/Contract Personnel			
American Red Cross ³			N/A
Delaware Resource Group			\$2,139,375
The Boeing Company ³			N/A
Pride Industries			\$4,915,962
CymStar			\$483,910
J&J Worldwide Services ²			\$8,584,817
Vertex Aerospace			\$1,868,307
TOTAL:			\$17,992,371
Non-Appropriated Private Businesses on Base			
Travis Credit Union ²			\$1,686,261
Armed Forces Bank			\$122,880
United States Post Office			\$110,000
Balfour Beatty Communities			\$1,832,930
TOTAL:			\$3,752,071
TOTAL ANNUAL PAYROLL:			\$1,060,135,740

Notes:

1. AFRC included active duty, AGRs, and Non-Extended Active Duty Reserve
2. FY19 data was not available
3. FY19 salary was not available

**FY19 CONSTRUCTION, CONTRACTS, AND EXPENDITURES FOR
MATERIALS, EQUIPMENT, SUPPLIES AND SERVICES**

As of: 30 September 2019

Construction	Expenditures
Medical Military Construction (O&M) ¹	\$0
O&M Construction	\$14,240,343
O&M Minor Construction	\$429,316
O&M Demolition ¹	\$0
O&M Design	\$2,080,607
TWCF Construction	\$1,371,305
TWCF Minor Construction ¹	\$0
TWCF Design ¹	\$0
Environmental Projects ¹	\$0
Non-Appropriated Fund Construction	\$63,351,337
TOTAL:	\$81,472,908
Contracts and Procurement	
Services Contracts ²	\$192,924,785
Commodities/Supplies	\$18,313,162
TOTAL:	\$211,237,947
Commissary, BX, Health, Education and TDY Expenditures	
Commissary	\$8,400,535
Base Exchange	\$4,875,931
Health (TRICARE – Govt's cost only) ³	\$328,202,642
Education	\$3,158,657
Temporary Duty ⁴	\$9,614,081
TOTAL:	\$354,251,846
General Support Supplies and Equipment	
General Support Division ⁵	\$35,964,230
Materiel Support Division ⁵	\$54,129,276
Medical Supply Purchases ⁶	\$65,715,249
Medical Equipment Purchases ⁶	\$10,075,349
TOTAL:	\$165,884,104
TOTAL ANNUAL EXPENDITURES:	\$812,846,805

Notes:

1. No projects for FY19
2. 60 CONS had systemic glitches with different products interfacing properly
3. Increased cost on purchased care-all of the operating rooms have been completed (half of the rooms were under renovation previously)
4. Increase on Temporary Duty/Travel. Amount is based on on-base and off-base TDY bed-nights provided by base Lodging office which includes VQ, business suites and TLF accommodations. Total amount is based on formula according to AFMAN 65-506 Economic Analysis, dated 6 September 2019
5. Increase in amount of General Support Division Materiel Support Division
6. Medical equipment and medical equipment purchase: replaced some medical equipments at EOY due to end of life cycle

ESTIMATED NUMBER OF INDIRECT JOBS CREATED & DOLLAR VALUE OF JOBS CREATED

As of: 30 September 2019

Personnel Type	Travis AFB Jobs	x Multiplier	Indirect Impact
Active Duty Military	7,276	0.41	2,983
Reserve Military	2,664	0.16	426
Civil Service	1,759	0.55	967
Other Civilians/Contractors	1,165	0.55	641
TOTAL:	12,864		5,017
Average Annual Pay for Vallejo-Fairfield-Napa, CA: (Solano/Napa Counties)			\$65,104
Estimated Annual Dollar Value of Jobs Created:			\$326,626,768

Notes:

Data Source: SAF/FMC-Cost and Economics Multipliers

Multipliers: Indirect Job Multipliers for Air Force Installations

Average Annual Pay: U.S. Bureau of Labor Statistics, U.S. Department of Labor, 2018 Wage

2019 Wage is not available from U.S. Bureau of Labor Statistics

EIA SUMMARY & COMPARATIVE ANALYSIS



PART III

EIA Comparative Analysis

As of: 30 September 2019

ASSETS	FY13	FY14	FY16	FY19	FY19 DIFF
Land (Acres) on Travis AFB	6445	6,350	6,350	6,350	0
Land (Acres) Off-site	346	346	346	346	0
Buildings (Number/Sq ft)	403/6,430,649	405/6,485,386	407/6,503,146	398/6,522,649	-9/19,503
Housing (Units)	1,320	1,320	1,278	1,278	0
Dormitories (Bldgs/Capacity)	16/1,236	15/1,062	17/1,212	17/1,212	0
Temp Quarters (Bldgs/Capacity)	17/844	17/844	17/844	17/844	0
Computers (Units) ¹	11,885	11,800	10,630	13,989	3,359
Cell Phones/Pagers (Units)	725	502	427	474	47
Vehicles (Units) ²	799	853	744	730	-14
C-5B (USAF, assigned)	18	18	18	18	0
KC-10A (USAF, assigned)	27	27	27	27	0
C-17 (USAF, assigned)	13	13	13	13	0
PERSONNEL					
Active Duty Military	7,063	7,200	6,854	7,276	422
Air Force Reserve	3,078	3,096	2,938	2,664	-274
Dependents ³	12,948	11,662	13,693	5,575	-8,118
Civil Service	1,908	1,828	1,872	1,759	-113
Other Civilians	<u>1,204</u>	<u>1,290</u>	<u>1,211</u>	<u>1,165</u>	-46
TOTAL:	26,201	25,076	26,568	18,439	-8,129
ADDITIONAL INFORMATION					
Total Gross Payroll ⁴	\$749,170,529	\$758,201,325	\$748,703,768	\$1,060,135,740	\$311,431,972
Total Value of Resources ⁵	\$14,208,679,261	\$15,062,170,536	\$15,303,482,764	\$15,925,928,295	\$622,445,531
Total Const/Contracts & Expenditures ⁶	\$668,496,057	\$608,322,324	\$579,641,658	\$812,846,805	\$233,205,147
Est Number of Jobs Created	5,176	5,167	4,976	5,017	41
Est Annual Dollar Value Jobs Created ⁷	\$242,218,788	\$252,826,751	\$245,857,737	\$326,626,768	\$80,769,031
ECONOMIC IMPACT					
Total Expenditures in EIR ⁸	\$1,417,666,586	\$1,366,523,649	\$1,328,345,125	\$1,872,982,545	\$544,637,420
TOTAL IMPACT:	\$1,660,316,374	\$1,619,350,400	\$1,574,202,862	\$2,199,609,313	\$625,406,451

Notes:

- Increase in computers is due to ruggedized laptops ordered by the squadrons, 60 CS doesn't get this type of laptop from tech refresh from MAJCOM every 3 years which makes them unable to do a one on one swap for their old ruggedized laptops
- Vehicle difference is due to new inventory system being utilized; converted from Logistics Integrated Management System Enterprise View (LIMS-EV) to the Defense Property Accountability System (DPAS)
- Decrease in total number of dependents, prior year numbers are based on average number per military by rank (A29-1) Dependents per Military Sponsor Chart FY19 dependent data source of input is DEERS/RAPIDS system
- Increase in total amount of personnel impacts number/value of jobs
- Increase from USAF C-17 aircraft value and equipment/capital assets
- Increase in Const/Contracts & Expenditure. 60 CONS had systemic glitches with different products interfacing properly
- Increase in appropriated funds (military, GS, WG) payroll
- Increase in Average Annual Pay for Vallejo-Fairfield-Napa, CA: (Solano/Napa Counties)

TRAVIS ASSETS



PART IV

FY19 Personnel

As of: 30 September 2019

Appropriated Fund, Military	Living On-Base	Living Off-Base	Total
Active Duty Air Force	4,575	2,534	7,109
Active Duty Navy/Marine Corps	0	158	158
Active Duty Army	2	7	9
Air Force Reserve	24	2,640	2,664
TOTAL:	4,601	5,339	9,940

Military Dependents	Living On-Base	Living Off-Base	Total
Active Duty ¹	1,964	3,522	5,486
Reserve	0	89	89
TOTAL:	1,964	3,611	5,575

Appropriated Fund, Civilian	Total
General Schedule/Wage Grade	1,560
Veteran's Affairs Outpatient Clinic	199
TOTAL:	1,759

Non-Appropriated Fund, Contract Civilians and Private	Total
Civilian NAF	382
Base Exchange	342
Corporation/Contract Personnel:	
American Red Cross ²	1
Delaware Resource Group of Oklahoma ³	20
Pride Industries	155
CymStar	6
J&J Worldwide Services	144
Air Force Medical Operations Agency	0
Vertex Aerospace ⁴	29
Boeing Company ⁵	12
Private Businesses on Base:	
Travis Credit Union	44
Armed Forces Bank	4
Balfour Beatty Communities	24
United States Postal Office	2
TOTAL:	1,165
TOTAL PERSONNEL:	18,439

Notes:

1. Dependents data source of input is DEERS/RAPIDS system
2. American Red Cross has one full time employee and twenty-one volunteers
3. C-5 Aircrew Training Systems
4. KC-10 CLS Program
5. C-17 Field Services & Aircrew Training Systems

FY19 Description of Capital Assets

As of: 30 September 2019

Land	Acres
Fee Owned	5,042
Easement/Right of Way	1,308
Off-base Sites	<u>346</u>
TOTAL:	6,696

Industrial Buildings	Buildings	Square Feet
TOTAL:	398	6,522,649

Housing	Buildings	Units	Capacity (Pers)
Privatized Family Housing	0 ¹	1,278	5,112
Dormitories	17	1,212	1,212
Visiting Quarters:	10	479	598
Temporary Lodging Facilities:	<u>7</u>	<u>82</u>	<u>246</u>
TOTAL:	34	3,051	7,168

Miscellaneous	Computers	Cell Phones	Pagers	Vehicles
Owned	13,989	472	-	452
Leased	<u>0</u>	<u>0</u>	<u>2</u>	<u>278</u>
TOTAL:	13,989	472	2	730

Notes:

1. Not AF-owned, not on real property (RP) records as part of building total

FY19 Value of Resources and Expenditures

As of: 30 September 2019

US Air Force Aircraft	Quantity	Value
C-5	18	\$4,299,999,984
KC-10A	27	\$2,376,000,000
C-17	13	\$2,860,000,000
TOTAL:	58	\$9,535,999,984
Assets		
Equipment (APF):		
Simulators (Aircrew Training)		\$112,400,000
Simulators (Aircraft Maintenance)		\$74,400,000
Vehicles		\$77,299,576
Medical		\$166,178,258
Medical (War Reserve Materiel)		\$1,215,808
APF Sub-total:		\$431,493,642
NAF Sub-total:		\$11,251,120
Equipment Total:		\$442,744,762
Capital Assets (Land and Buildings): ¹		\$5,119,440,767
TOTAL ASSETS:		\$5,562,185,529
Inventories		
Supply Stock Items		\$90,093,506
Medical Supply Items (War Reserve Materiel)		\$2,720,728
Base Exchange		\$9,877,718
Commissary		\$2,405,201
NAF		\$149,291
TOTAL:		\$105,246,444
Retail Sales		
Base Exchange		\$75,019,789
Commissary		\$41,732,570
NAF Activities		\$5,397,940
TOTAL:		\$122,150,299
Fiscal Year 2019 Obligations		
Operations & Maintenance		\$116,102,275
Transportation Working Capital Fund		\$219,549,425
Partners ²		\$67,915,726
David Grant Medical Center		\$196,778,613
TOTAL:		\$600,346,039
TOTAL VALUE OF RESOURCES & EXPENDITURES		\$15,925,928,295

Notes:

1. Real Property Control Ledger in which previously (prior to transition into TRIRIGA) was titled Total Cost Basis, is now obsolete. According to guidance from Real Property Installation Transaction Team, Air Force is now using Plant Replacement Value (PRV) as the Capital Asset Cost. All capital asset costs Air Force Wide for installations that have transitioned out of ACES and into TRIRIGA were computed (reset & new baselines established) so that PRV calculations would be consistent Air Force wide.
2. Partners - 621 CRW, 349 AMW, CEMIRT, DCS Travis, DCS San Diego

ORGANIZATIONAL LISTINGS



PART V

FY 2019 ORGANIZATIONS

As of: 30 September 2019

<u>Host Organization</u>	<u>Command</u>
60th Air Mobility Wing (60 AMW)	AMC
60th Air Mobility Wing Headquarters	AMC
60th Air Mobility Wing Director of Staff (60 AMW/DS)	AMC
60th Air Mobility Wing Chaplain (60 AMW/HC)	AMC
60th Air Mobility Wing Command Post (60 AMW/CP)	AMC
60th Air Mobility Wing Commander Action Group (60 AMW/CCX)	AMC
60th Air Mobility Wing Inspector General (60 AMW/IG)	AMC
60th Air Mobility Wing Judge Advocate General (60 AMW/JA)	AMC
60th Air Mobility Wing Equal Opportunity (60 AMW/EO)	AMC
60th Air Mobility Wing Air Museum (60 AMW/CVH)	AMC
60th Air Mobility Wing History Office (60 AMW/HO)	AMC
60th Air Mobility Wing Plans (60 AMW/XP)	AMC
60th Air Mobility Wing Protocol (60 AMW/CCP)	AMC
60th Air Mobility Wing Public Affairs (60 AMW/PA)	AMC
60th Air Mobility Wing Safety Office (60 AMW/SE)	AMC
60th Air Mobility Wing Sexual Assault Response Coordinator (60 AMW/CVS)	AMC
60th Air Mobility Wing Violence Protection (60 AMW/CVI)	AMC
60th Air Mobility Wing Treaty Compliance (60 AMW/CCT)	AMC
60th Air Mobility Community Support Coordinator (60 AMW/CVB)	AMC
60th Air Mobility Wing Drug Demand Reduction Program (60 AMW/CVD)	AMC
60th Air Mobility Wing Retiree Activities Office (60 AMW/CVR)	AMC
60th Air Mobility Wing Information Protection (60 AMW/IP)	AMC
60th Comptroller Squadron (60 CPTS)	AMC
60th MSG Continuous Process Improvement (60 MSG/CPI)	AMC
60th Mission Support Group (60 MSG)	AMC
60th Civil Engineer Squadron (60 CES)	AMC
60th Communications Squadron (60 CS)	AMC
60th Contracting Squadron (60 CONS)	AMC
60th Logistics Readiness Squadron (60 LRS)	AMC
60th Force Support Squadron (60 FSS)	AMC
60th Security Forces Squadron (60 SFS)	AMC

Host Organization Command

Command

60th Maintenance Group (60 MXG)

AMC

- 60th Aircraft Maintenance Squadron (60 AMXS)
- 660th Aircraft Maintenance Squadron (660 AMXS)
- 860th Aircraft Maintenance Squadron (860 AMXS)
- 60th Maintenance Squadron (60 MXS)
- 60th Maintenance Operations (60 MXO)
- 60th Aerial Port Squadron (60 APS)

AMC
AMC
AMC
AMC
AMC
AMC

60th Operations Group (60 OG)

AMC

- 60th Operations Support Squadron (60 OSS)
- 6th Air Refueling Squadron (6 ARS)
- 9th Air Refueling Squadron (9 ARS)
- 21st Airlift Squadron (21 AS)
- 22d Airlift Squadron (22 AS)

AMC
AMC
AMC
AMC
AMC

60th Medical Group (60 MDG)

AMC

- 60th Aerospace Medicine Squadron (60 AMDS)
- 60th Dental Squadron (60 DS)
- 60th Medical Operations Squadron (60 MDOS)
- 60th Medical Support Squadron (60 MDSS)
- 60th Surgical Operations Squadron (60 SGCS)
- 60th Medical Diagnostics & Therapeutics Squadron (60 MDTS)
- 60th Inpatient Operations Squadron (60 IPTS)

AMC
AMC
AMC
AMC
AMC
AMC
AMC

Partner Organizations

Command

Air Force

621st Contingency Response Wing (621 CRW)

AMC

821st Contingency Response Group (821 CRG)

AMC

- 821st Contingency Response Squadron (821 CRS)
- 821st Contingency Response Support Squadron (821 CRSS)
- 921st Contingency Response Squadron (921 CRS)

AMC
AMC
AMC

621st Air Mobility Advisory Group (621 AMAG)

AMC

- 321st Air Mobility Operations Squadron (321 AMOS)
- 571st Mobility Support Advisory Squadron (571 MSAS)

AMC
AMC

349th Air Mobility Wing (Reserve) (349 AMW)	AFRC
349th Air Mobility Wing Chaplain (349 AMW/HC)	AFRC
349th Air Mobility Wing Command Post (349 AMW/CP)	AFRC
349th Air Mobility Wing Comptroller (349 AMW/FM)	AFRC
349th Air Mobility Wing Inspector General (349 AMW/IG)	AFRC
349th Air Mobility Wing Staff Judge Advocate (349 AMW/JA)	AFRC
349th Air Mobility Wing Equal Opportunity (349 AMW/EO)	AFRC
349th Air Mobility Wing Historian (349 AMW/HO)	AFRC
349th Air Mobility Wing Public Affairs (349 AMW/PA)	AFRC
349th Air Mobility Wing Recruiting (349 AMW/RS)	AFRC
349th Air Mobility Wing Safety (349 AMW/SE)	AFRC
349th Air Mobility Wing Plans (349 AMW/XP)	AFRC
349th Mission Support Group (349 MSG)	AFRC
45th Aerial Port Squadron (45 APS)	AFRC
55th Aerial Port Squadron (55 APS)	AFRC
82nd Aerial Port Squadron (82 APS)	AFRC
349th Civil Engineering Squadron (349 CES)	AFRC
349th Logistics Readiness Squadron (349 LRS)	AFRC
349th Force Support Squadron (349 FSS)	AFRC
349th Security Forces Squadron (349 SFS)	AFRC
349th Maintenance Group (349 MXG)	AFRC
349th Aircraft Maintenance Squadron (349 AMXS)	AFRC
349th Maintenance Squadron (349 MXS)	AFRC
749th Aircraft Maintenance Squadron (749 AMXS)	AFRC
945th Aircraft Maintenance Squadron (945 AMXS)	AFRC
349th Medical Group (349 MDG)	AFRC
349th Aerospace Medicine Squadron (349 AMDS)	AFRC
349th Aeromedical Staging Squadron (349 ASTS)	AFRC
349th Medical Squadron (349 MDS)	AFRC
349th Operations Group (349 OG)	AFRC
70th Air Refueling Squadron (70 ARS)	AFRC
79th Air Refueling Squadron (79 ARS)	AFRC
301st Airlift Squadron (301 AS)	AFRC
312th Airlift Squadron (312 AS)	AFRC
349th Aeromedical Evacuation Squadron (349 AES)	AFRC
349th Air Mobility Operations Squadron (349 AMOS)	AFRC
349th Operations Support Squadron (349 OSF)	AFRC

Other Air Force Organizations/Agencies

Air Force Audit Agency (AFAA-Det. 930)
Air Force Office of Special Investigations (AFOSI-Det. 303)
373rd Training Squadron (Det.14)
USAF Band of the Golden West (BOGW)
Area Defense Council (ADC)
Western Circuit-USAF Judiciary
Civil Air Patrol (CAP), Det. 22
Civil Engineer Maintenance Inspection Repair Team (CEMIRT)
Det. 1, AMC Air Operations Squadron (AOS)
AF Medical Operations Agency (AFMOA)

Army

Travis Air Force Base Veterinarian Treatment Facility

Navy/Marine Corps

Fleet Air Recon Sq (VQ) 3 (USN)
Marine Corps Shipper Service (USMC)
Navy Comp Telecom Strat Comm Unit Detachment Fairfield(USN)
Navy Operational Logistics Support Center Det. (USN)

Department of Defense

Armed Services Whole Blood Processing Laboratory (ASWBPL)
Defense Logistics Agency/Document Services (DLA)
Defense Commissary Agency (DeCA)
Defense Courier Station (DCS/Travis)
Defense Courier Station (DCS/San Diego)
Defense Threat Reduction Agency (DTRA)
Defense Contract Management Agency (DCMA)
Defense Investigative Services (DIS)
Defense Microelectronic Activity
Defense Wage Setting-West
Defense Office of Joint Programs and Requirements
DoD HRA (DCPAS)
Special Victim Advocacy

Department of Homeland Security

U.S. Customs & Border Security

Department of Veteran's Affairs

Veteran's Affairs Outpatient Clinic, Travis AFB

Contractors/Private Businesses

ARAMARK

Armed Forces Bank

American Red Cross (ARC)

Balfour Beatty Communities

Flight Safety Services Corporation (KC-10 & C-5 Aircrew Training)

PRIDE Industries

J&J Worldwide Services

Lighthouse for the Blind

Travis Credit Union

United States Postal Service (USPS)

SKE Services, Inc.

Army Air Force Exchange Service (AAFES)

American Federation of Gov Employees (AFGE)

Empire Aircraft Service Inc (Transient Alert)

Northrop Grumman (KC-10 COMBS)

The Boeing Company

Vertex Company

CymSTAR (C-5 Simulator Maintenance)

AF Legal Operations Agency Medical Cost Recovery Program (AFLOA/MCRP)

Medical Law Consultant (MLC)

United Service Organizations (USO)

FORCE STRUCTURE & DEMOGRAPHICS



PART VI

DEMOGRAPHICS¹

Travis AFB is situated on approximately 5,042 acres located east of Fairfield, California. There are 398 buildings on the base equating to approximately 6,522,649 square feet. Use of these buildings vary including: Maintenance for aircraft and vehicles, Civil Engineering, Base Supply, Base Housing, Administration, Communications, and David Grant Medical Center.

Travis' workforce consists of 12,864 military members and civilian employees. There are approximately 7,276 Active Duty personnel stationed at Travis Air Force Base: 7,109 Air Force personnel; 158 Navy/Marine Corps personnel; and 9 Army personnel. There are also 2,664 Air Force Reserve personnel stationed at Travis Air Force Base. Travis also employs approximately 2,924 civilian personnel, including personnel from the Department of Defense, Department of Homeland Security and Department of Veterans Affairs. Civilian employees are divided into six major categories: General Schedule, Wage Grade, Non-Appropriated Fund, Defense Commissary Agency (DeCA), contractor and private business.

Notes:

1. A demographic research study recently conducted provided information on where personnel working at Travis AFB maintain their residences. This information is delineated throughout the booklet.

Active Duty Personnel (Air Force, Navy, Army, Marine Corps)

Of the 7,276 Active Duty personnel, 6,014 (82%) live in the local area.

Location	No. of Personnel	Percent
Travis AFB	4,577	62.9%
Vacaville	761	10.5%
Fairfield	478	6.6%
Suisun	133	1.8%
Dixon	65	0.9%
Other	<u>1,262</u>	17.3%
TOTAL:	7,276	100.0%

Air Force Reserve Personnel

Of the 2,664 Air Force Reserve personnel, 667 (25%) live in the local area.

Location	No. of Personnel	Percent
Travis AFB	25	0.9%
Vacaville	326	12.2%
Fairfield	209	7.8%
Suisun	64	2.4%
Dixon	43	1.6%
Other	<u>1,997</u>	75.0%
TOTAL:	2,664	100.0%

Appropriated Fund Civilian Personnel (Includes DeCA & VA Clinic Personnel)

Of the 1,759 Appropriated Fund personnel, 1,247 (70%) live in the local area.

Location	No. of Personnel	Percent
Travis AFB	97	5.5%
Vacaville	544	30.9%
Fairfield	414	23.5%
Suisun	142	8.1%
Dixon	50	2.8%
Other	<u>512</u>	29.1%
TOTAL:	1,759	100.0%

Non-Appropriated Fund Civilian Personnel

Of the 382 Non-Appropriated Fund personnel, 341 (89%) live in the local area.

Location	No. of Personnel	Percent
Travis AFB	73	19.1%
Vacaville	105	27.5%
Fairfield	118	30.9%
Suisun	42	11.0%
Dixon	3	0.8%
Other	<u>41</u>	10.7%
TOTAL:	382	100.0%

Army-Air Force Exchange Service (AAFES) Personnel

Of the 342 AAFES personnel, 305 (89%) live in the local area.

Location	No. of Personnel	Percent
Travis AFB	52	15.2%
Vacaville	67	19.6%
Fairfield	101	29.5%
Suisun	78	22.8%
Dixon	7	2.0%
Other	<u>37</u>	10.8%
TOTAL:	342	100.0%

Contractor/Private Business Personnel

Of the 441 Contractor/Private Business personnel, 365 (82%) live in the local area.

Location	No. of Personnel	Percent
Travis AFB	3	0.7%
Vacaville	145	32.9%
Fairfield	153	34.7%
Suisun	48	10.9%
Dixon	16	3.6%
Other	<u>76</u>	17.2%
TOTAL:	441	100.0%

Composite Summary of Personnel Employed at Travis AFB

Of the 12,864 personnel employed at Travis, 8,939 (69%) live in the local area.

Location	No. of Personnel	Percent
Travis AFB	4,827	37.5%
Vacaville	1,948	15.1%
Fairfield	1,473	11.5%
Suisun	507	3.9%
Dixon	184	1.4%
Other	<u>3,925</u>	<u>30.5%</u>
TOTAL:	12,864	100.0%



Military Retirees

Approximately 26,878 military retirees and their families reside within a 50 mile radius of Travis AF Force Base and earn an approximate total of \$730,490,284 in annual retirement annuities. These personnel spend about \$0.659 of each dollar earned, or approximately \$481,393,097 in their local economies.

Of the above number of military retirees, approximately 7,686 military retirees and their families reside in the local area. They earn an approximately total of \$186,852,309 in annual retirement annuities. These personnel spend about \$0.659 of each dollar earned, or approximately \$123,135,672 in their local economies.

City	No. of Retirees	Earned Ann Annuities	Adjustment Factor	Spent In Community
Travis AFB	80	\$1,989,120	0.659	\$1,310,830
Vacaville	2,414	\$68,540,702	0.659	\$45,168,323
Fairfield	2,255	\$64,238,185	0.659	\$42,332,964
Suisun	705	\$16,661,265	0.659	\$10,979,774
Dixon	259	\$7,084,168	0.659	\$4,668,467
Vallejo	1,123	\$2,510,173	0.659	\$1,654,204
Davis	200	\$7,454,200	0.659	\$4,912,318
Napa	322	\$9,198,902	0.659	\$6,062,076
Benicia	162	\$4,443,984	0.659	\$2,928,585
Rio Vista	166	\$4,731,610	0.659	\$3,118,131
TOTAL:	7,686	\$186,852,309		\$123,135,672

Notes:

- Information on number of military retirees/earned annual annuities was obtained from Defense Manpower Data Center Reporting System (DMDCRS). The data reflects the total number of military retirees within a 50 mile radius of Travis AFB as of 30 September 2019
Military retired pay data is pulled based on the CaC affiliations; dollars may not match to the pay file
- US Coast Guard Data is included for information purposes only. USCG data is not included in DoD figures. USCG payments are made by the Department of Homeland Security and DoD does not have accurate monthly payment information



Department of Defense Civil Service Retirees

Approximately 41,075 civil service retirees and their families reside within a 50 mile radius of Travis Air Force Base and earn an approximate total of \$1,349,654,261 in annual retirement annuities. These personnel spend about \$0.659 of each dollar earned, or approximately \$889,422,157 in their local economies.

Of the above number of retirees, approximately 13,539 retirees and their families reside in the local area. They earn an approximate total of \$383,873,120 in annual retirement annuities. These personnel spend about \$0.659 of each dollar earned, or approximately \$252,972,386 in their local economies.

City	No. of Retirees	Earned Ann Annuities	Adjustment Factor	Spent In Community
Travis AFB	16	\$376,435	0.659	\$248,071
Vacaville	544	\$16,964,156	0.659	\$11,179,379
Fairfield	541	\$16,564,257	0.659	\$10,915,845
Suisun	8,070	\$208,093,988	0.659	\$137,133,938
Dixon	47	\$1,593,516	0.659	\$1,050,127
Vallejo	4,089	\$122,839,694	0.659	\$80,951,358
Davis	26	\$1,138,647	0.659	\$750,368
Napa	132	\$4,874,487	0.659	\$3,212,287
Benicia	46	\$1,826,804	0.659	\$1,203,864
Rio Vista	<u>28</u>	<u>\$9,601,136</u>	0.659	<u>\$6,327,148</u>
TOTAL:	13,539	\$383,873,120		\$252,972,386

Notes:

- Information on number of DoD Civil Service retirees was obtained from Defense Manpower Data Center Reporting System (DMDCRS). The data reflects the total number of DoD Civil service retirees within a 50 mile radius of Travis AFB as of 30 September 2019. DMDCRS has stopped receiving DoD Civil service retired pay data information in 2016



DEFINITIONS

Average Propensity to Consume (APC): The portion of income spent within the Economic Impact Region (EIR). It excludes the portion of payroll that is lost to taxes, savings, withholdings, and purchases made outside the EIR or on-base. These APC factors vary for military and civilian personnel. The APC estimates used in the EIA are based on a local survey of the base population's spending habits.

Economic Impact Region (EIR): The geographic area affected by the local economic impact. It is limited to those counties that fall within a 50-mile radius of the base.

Gross Income Multiplier (GIM): A statistical measure that shows the total impact of each Air Force \$1 spent in the EIR, also known as a money multiplier.

Secondary Jobs Created (SJC): A statistical estimate of the number of jobs in the services, retail trade, and wholesale trade employment sectors that exist in the local area as a result of the base's presence. SJC is estimated using measures of worker productivity for the specific region.

Total Economic Impact (TEI): The entire estimated effect of expenditures on the EIR.

ABBREVIATIONS

AAFES	Army/Air Force Exchange Service (Base Exchange/BX)
AFRC	Air Force Reserve Command
AFRES	Air Force Reserve
AMC	Air Mobility Command
APF	Appropriated Funds
BX	Base Exchange
DECA	Defense Commissary Agency
DEERS	Defense Enrollment Eligibility Reporting System
DMDCRS	Defense Manpower Data Center Reporting System
DSN	Defense Switching Network
EOY	End of Year
FMA	Financial Management Analysis
GSD	General Supply Division
MSD	Materiel Supply Division
NAF	Non-appropriated Funds
O&M	Operations and Maintenance
TDY	Temporary Duty
TLF	Temporary Lodging Facilities
TWCF	Transportation Working Capital Fund
WRM	War Reserve Materiel
VA	Veterans' Administration
VQ	Visiting Quarters

AVAILABILITY OF INFORMATION

This Economic Impact Analysis (EIA) provides key unclassified information about the resources and economic impact of Travis Air Force Base on the surrounding communities. This document is available to senior military officials, federal, state and local officials, as well as local business leaders. It is also available to visitors to the base, upon request.

The information contained in this analysis is current as of 30 September 2019, with the exception of retiree demographics and annuitant data. Photos for the section covers were obtained from 60 AMW/PA. Ms. Joy Salvador provided research support. Additional research was performed by members of Team Travis. The project was compiled and finished by Ms. Joy Salvador, Financial Management Analyst, 60th Comptroller Squadron.

Questions about the data contained in this project may be directed to Capt Mark Thompson, 60th Comptroller Squadron, at (707) 424-8856.



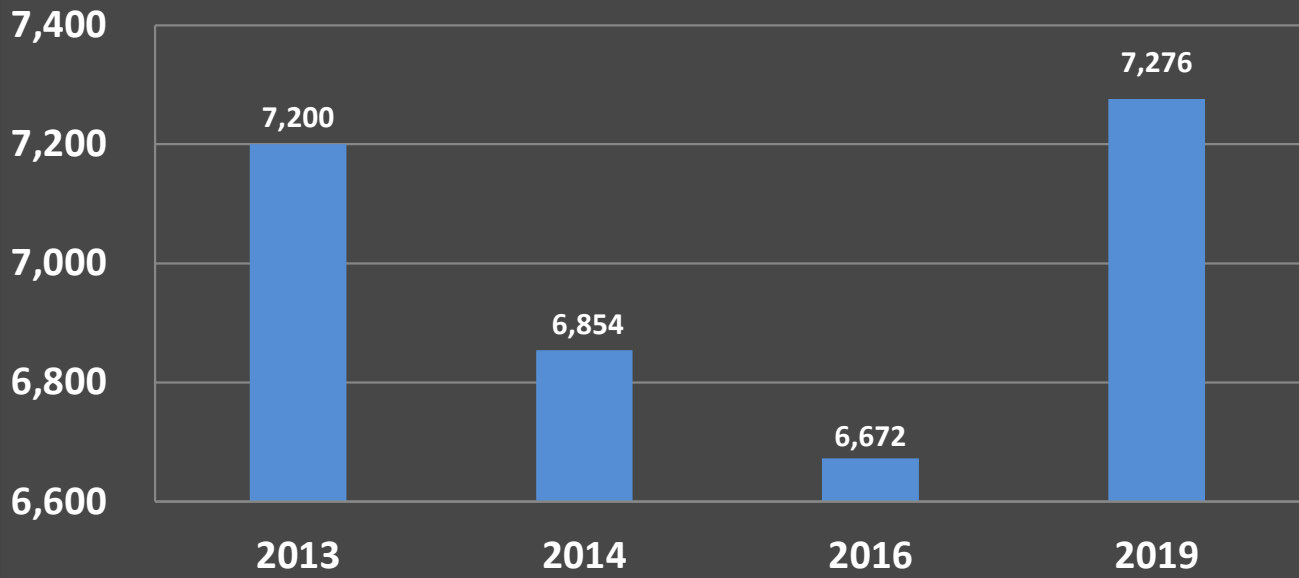
APPENDIX



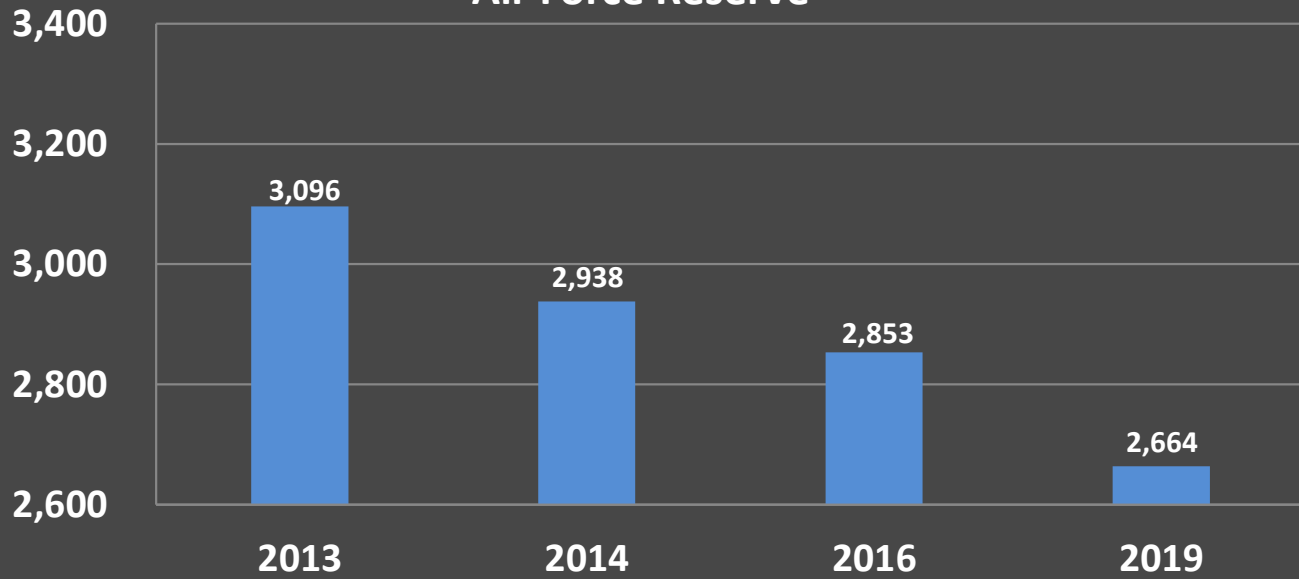
PART VII



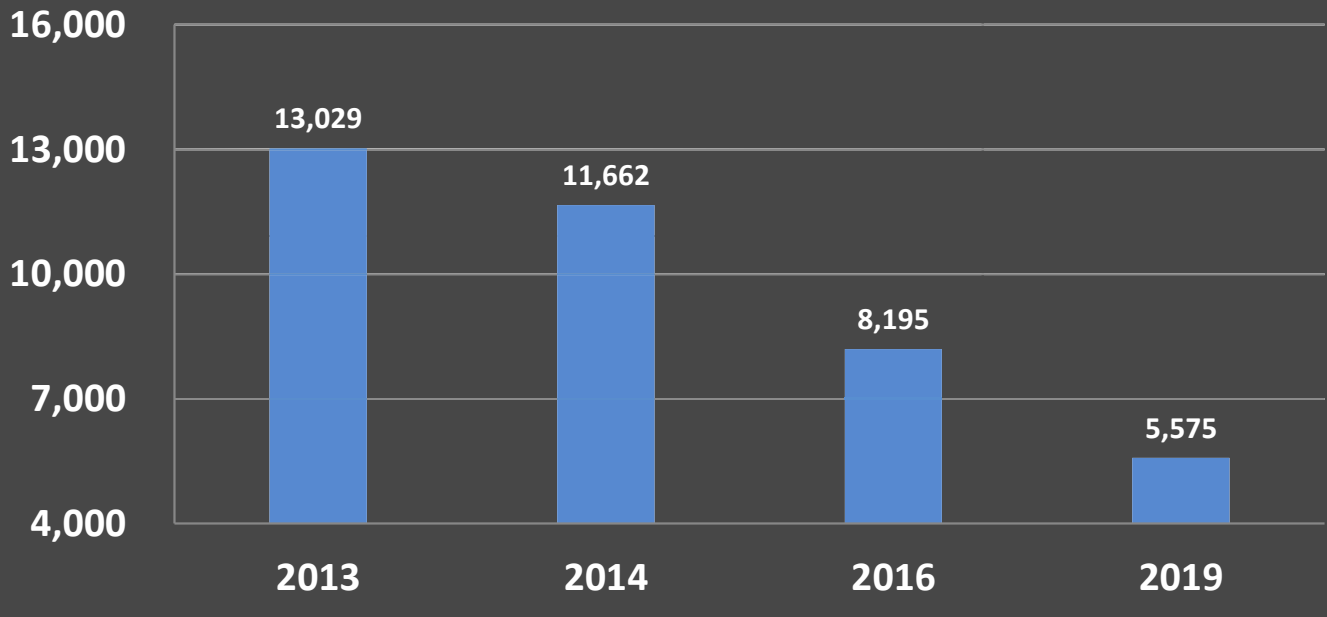
Active Duty Military



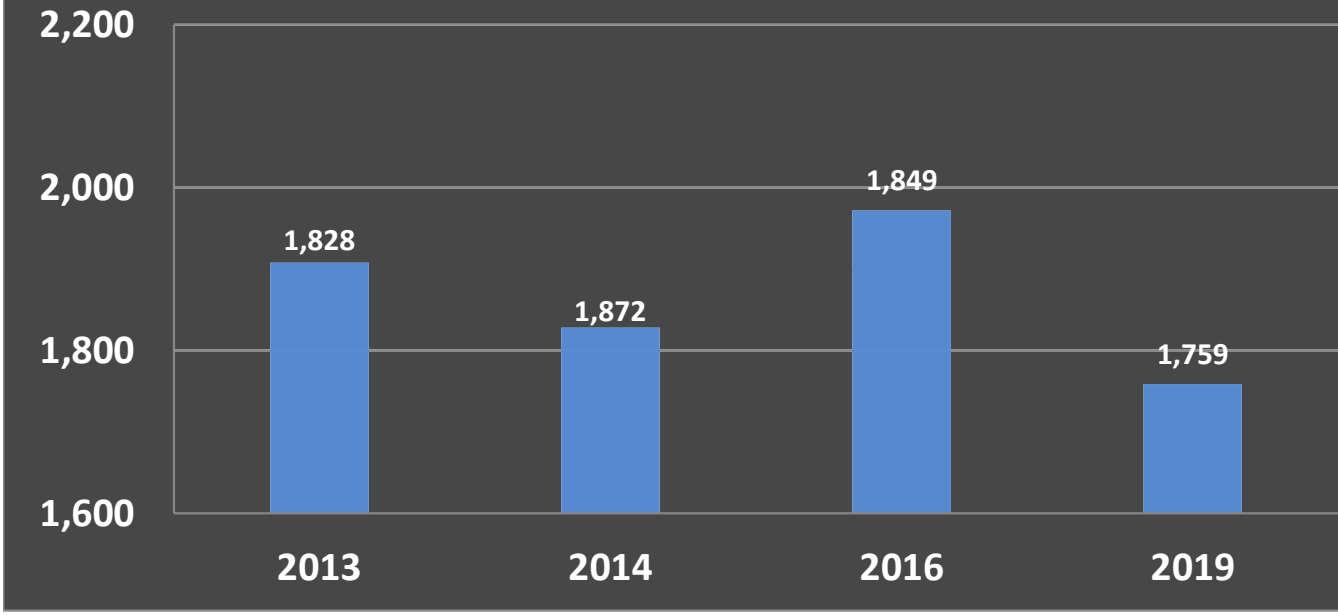
Air Force Reserve



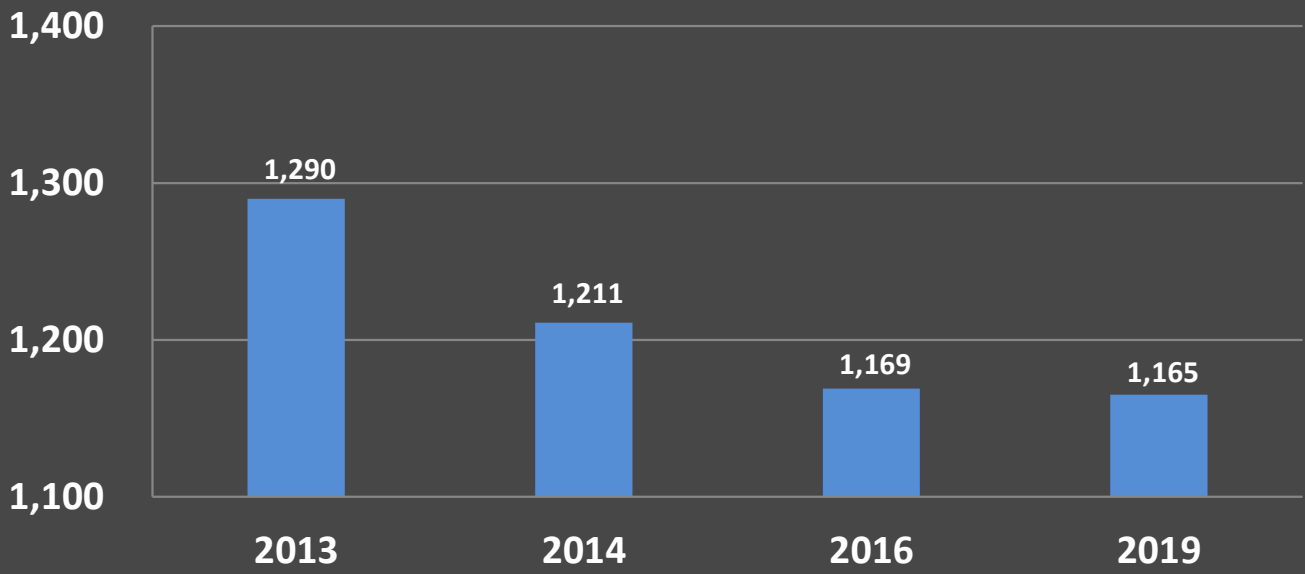
Dependents



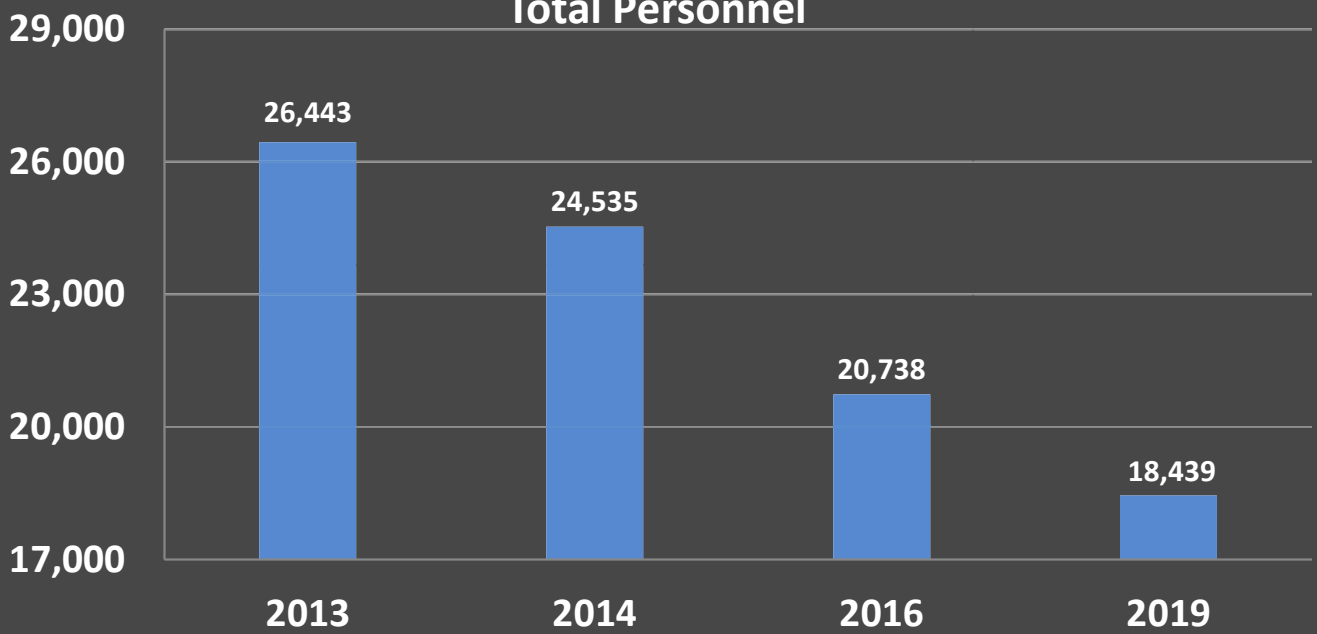
Civil Service



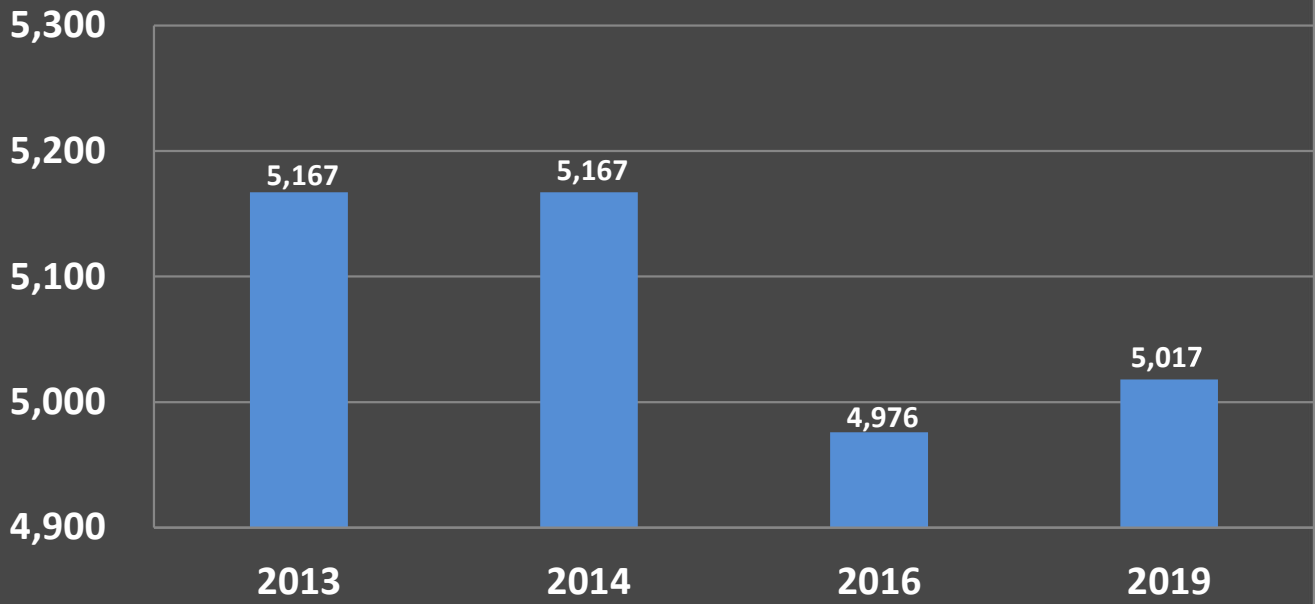
Other Civilians



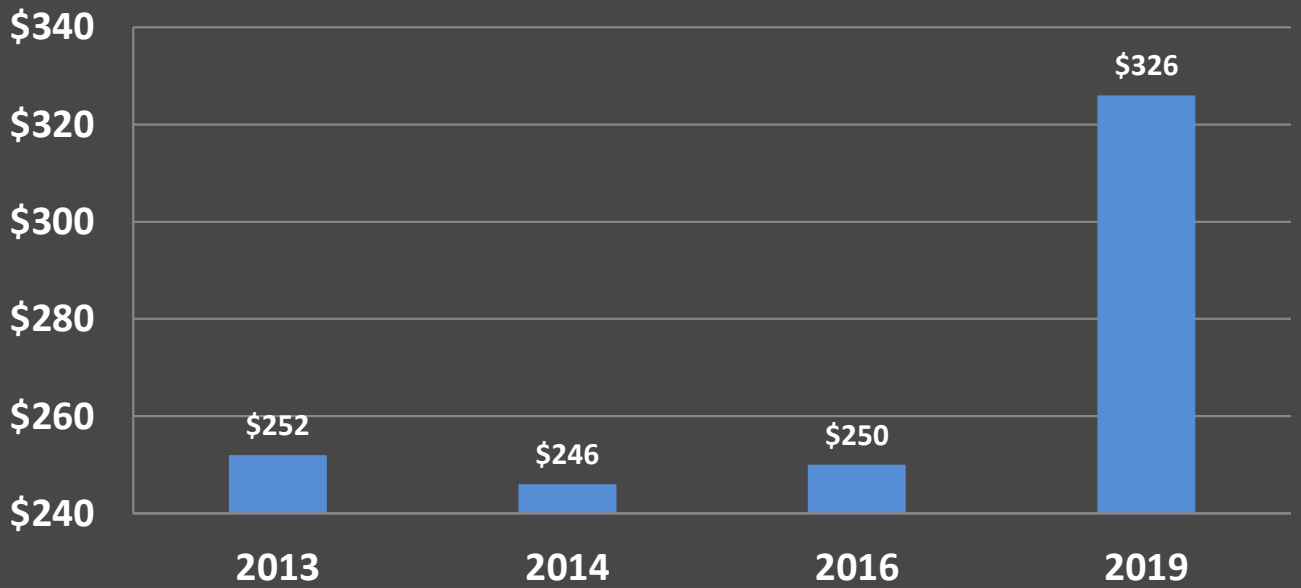
Total Personnel

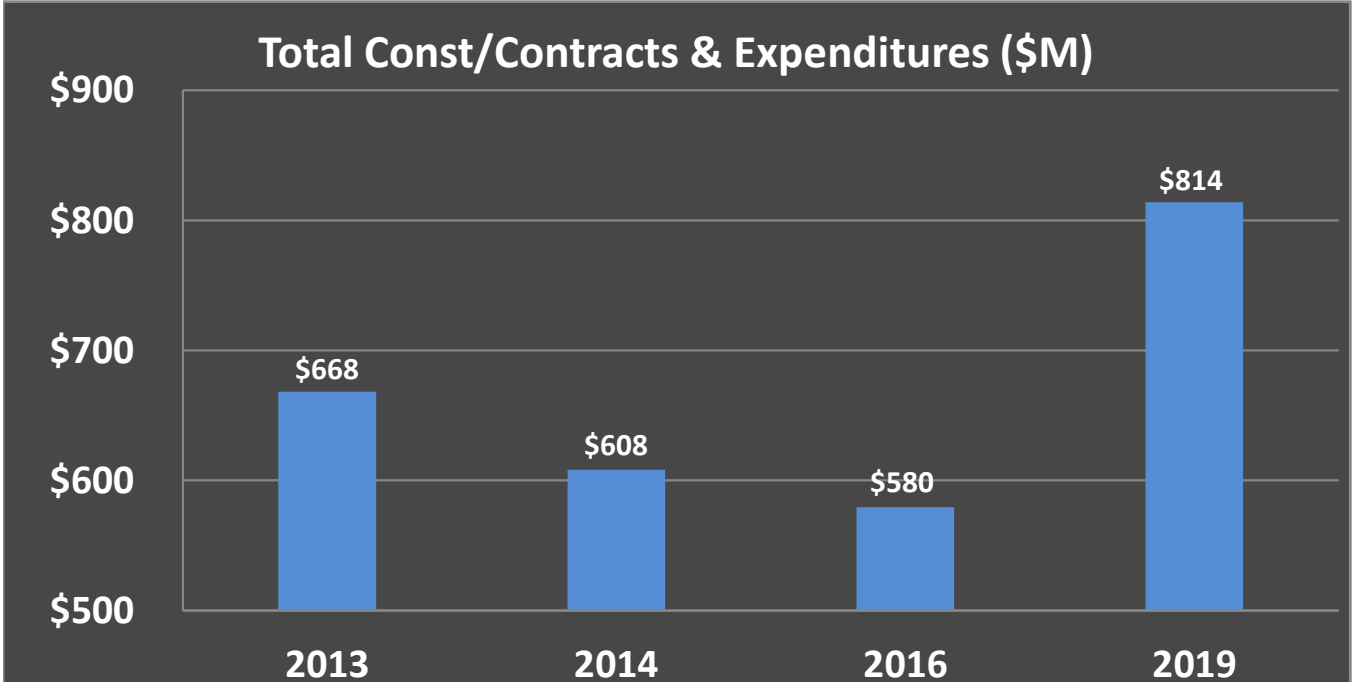
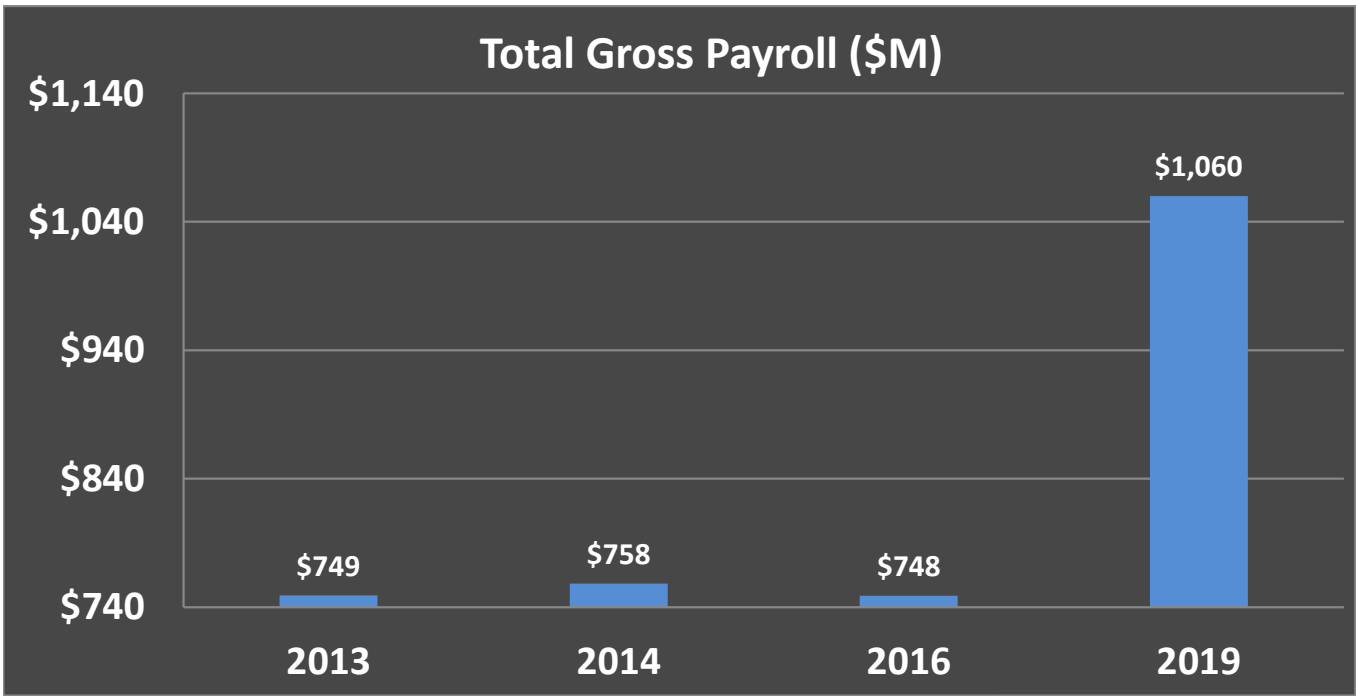


Est. Number of Jobs Created

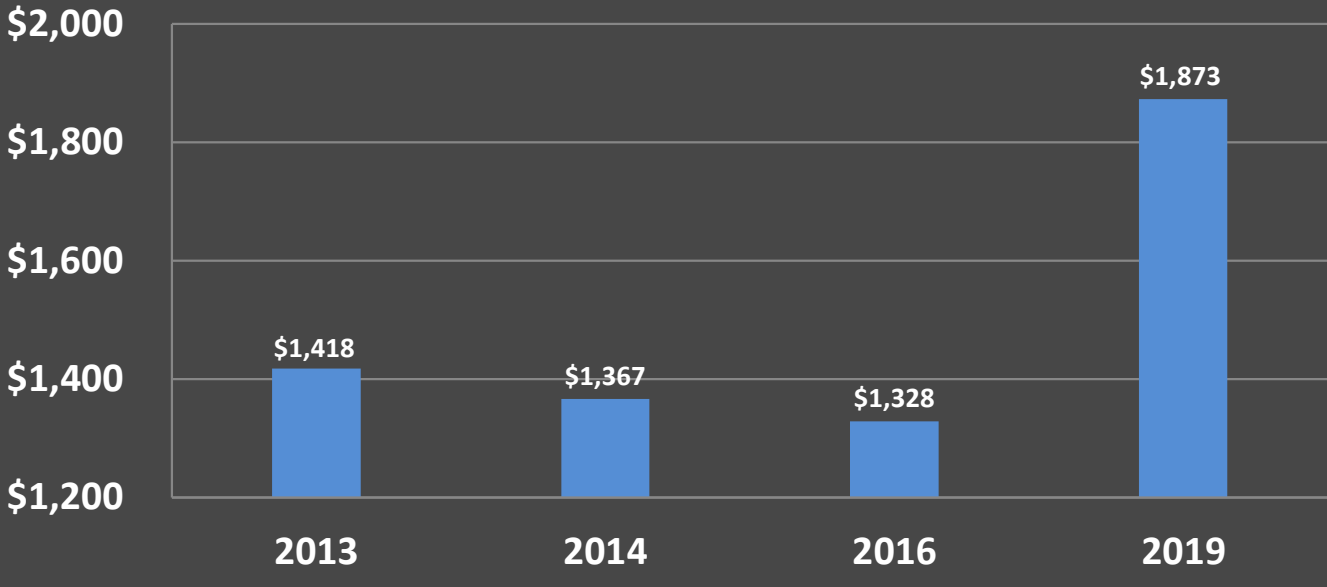


Est. Annual Dollar Value of Jobs Created (\$M)





Total Expenditures in EIR (\$M)



Total Economic Impact (\$M)

